






VLS252010ET-4R7M-CA

Applications		Automotive Grade
Feature		Wire Wound
		Magnetic Shield
		Ferrite Core
Series	VLS-E Series / VLS252010E-CA Type	
Status	PROD	



Size	
Length(L)	2.50mm +/-0.10mm
Width(W)	2.00mm +/-0.10mm
Thickness(T)	1.00mm Max.
Recommended Land Pattern (A)	0.85mm Nom.
Recommended Land Pattern (B)	0.80mm Nom.
Recommended Land Pattern (C)	2.00mm Nom.

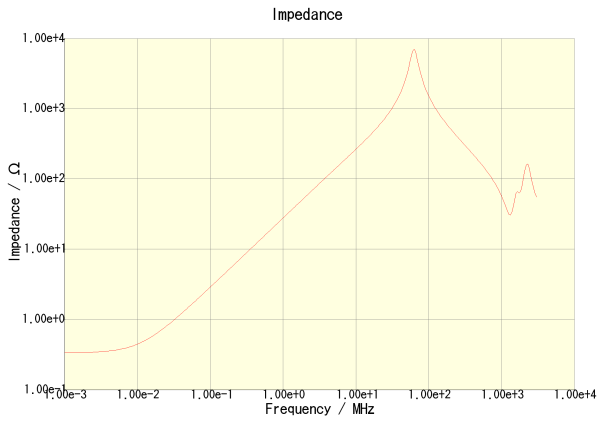
Electrical Characteristics	
Inductance	4.7uH +/-20% at 1MHz
Rated Current (L Change) [Typ.]	890mA (30% Down)
Rated Current (L Change) [Max.]	800mA (30% Down)
Rated Current (Temperature Rise) [Typ.]	820mA (40degC Rise)
DC Resistance [Nom.]	332mΩ
DC Resistance [Max.]	398mΩ

Other	
Operating Temp. Range (Including Self-Temp. Rise)	-40 to 105degC
Soldering Method	Reflow
AEC Q200	No
Packing	Blister (Plastic)Taping [180mm Reel]
Package Quantity	2000Pcs Min.
Weight	0.017g

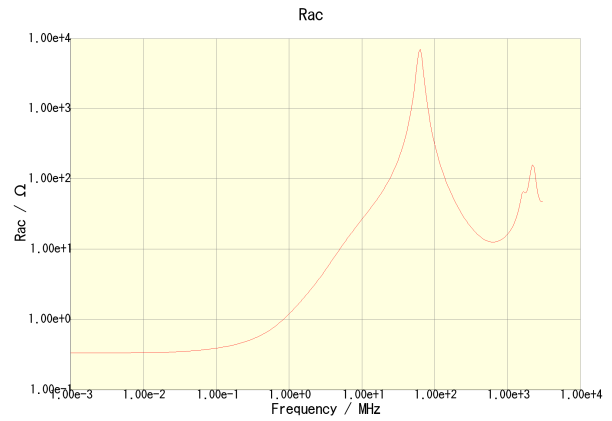
•This PDF document was created based on the data listed on the TDK Corporation website.
 •All specifications are subject to change without notice.

VLS252010ET-4R7M-CA

Characteristic Graphs (This is reference data, and does not guarantee the product's characteristics.)



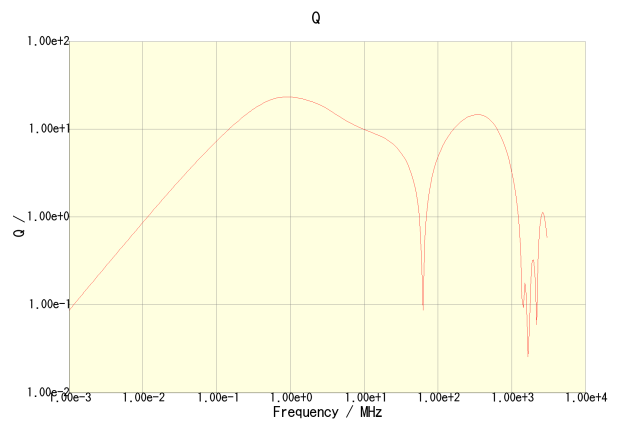
VLS252010ET-4R7M-CA



VLS252010ET-4R7M-CA



VLS252010ET-4R7M-CA

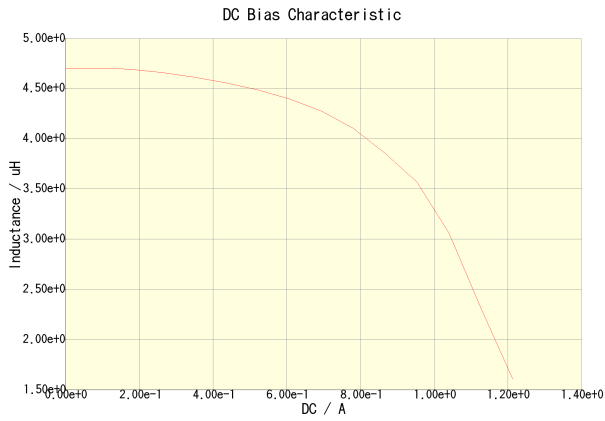


VLS252010ET-4R7M-CA

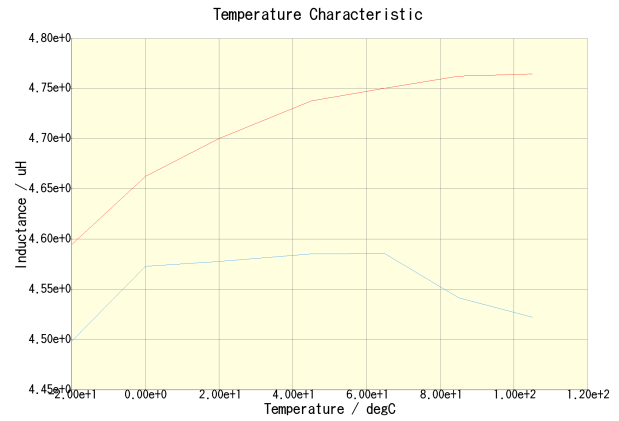
•This PDF document was created based on the data listed on the TDK Corporation website.
 •All specifications are subject to change without notice.

VLS252010ET-4R7M-CA

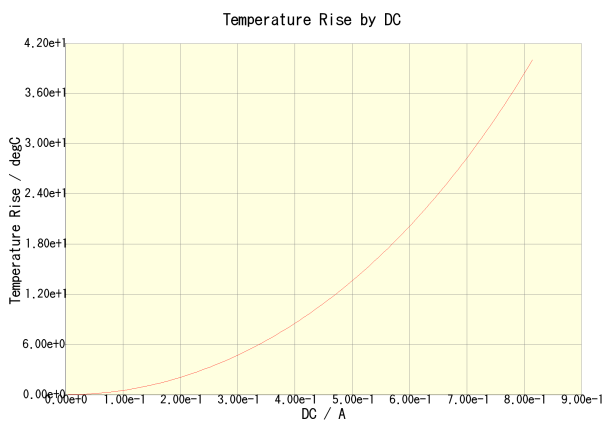
Characteristic Graphs (This is reference data, and does not guarantee the product's characteristics.)



VLS252010ET-4R7M-CA(Amb. Temp. = 20degc)



VLS252010ET-4R7M-CA(DC = 0A) VLS252010ET-4R7M-CA(DC = 0.4A)



VLS252010ET-4R7M-CA(Amb. Temp. = 20degc)

•This PDF document was created based on the data listed on the TDK Corporation website.
 •All specifications are subject to change without notice.