

Multilayer Power Inductor

CIG22E_MAE Series(2520/ EIA 1008)



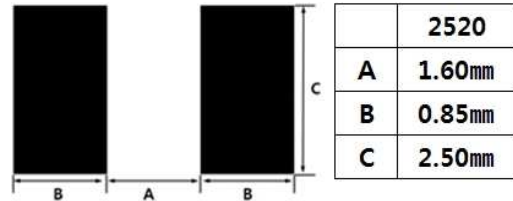
APPLICATION

Mobile phones, DSC, DVC, PDA etc. for DC-DC Converter

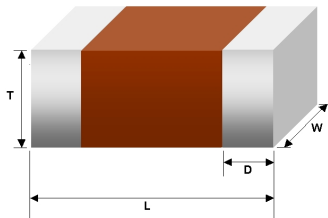
FEATURES

- High Efficiency (High Q)
- Low Profile(0.9mm max.)
- Magnetically shielded structure
- Free of all RoHS-regulated substances
- Monolithic structure for high reliability

RECOMMENDED LAND PATTERN



DIMENSION



TYPE	Dimension [mm]			
	L	W	T	D
22	2.5±0.2	2.0±0.2	0.8±0.1	0.55±0.25

DESCRIPTION

Part no.	Size (inch/mm)	Inductance (uH)@1MHz	DC Resistance(Ω)	Rated Current (A) ^{*1} Typ.	Rated Current (A) ^{*2} Max.
CIG22ER33MAE	1008/2520	0.33 ±20 %	0.060 ±20%	4.80	2.0
CIG22ER47MAE	1008/2520	0.47 ±20 %	0.060 ±25%	4.05	2.0
CIG22ER56MAE	1008/2520	0.56 ±20 %	0.075 ±20%	4.10	1.9
CIG22E1R0MAE	1008/2520	1.0 ±20 %	0.090 ±20%	2.30	1.9
CIG22E2R2MAE	1008/2520	2.2 ±20 %	0.146 ±20%	1.05	1.3

※ Rated Current (A)^{*1}: DC current value when Inductance drops to 30% of nominal Inductance value (ONLY REFERENCE)

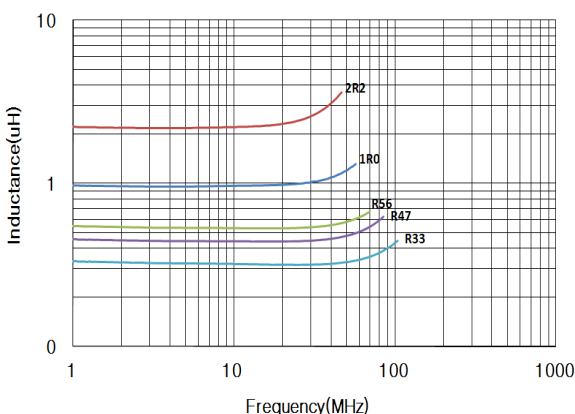
※ Rated Current (A)^{*2}: DC current value when the self-generation of heat rises to 40℃ (Reference ambient temperature:25℃)

※ Operating temperature range: -40 to +125℃ (Including self-temperature rise)

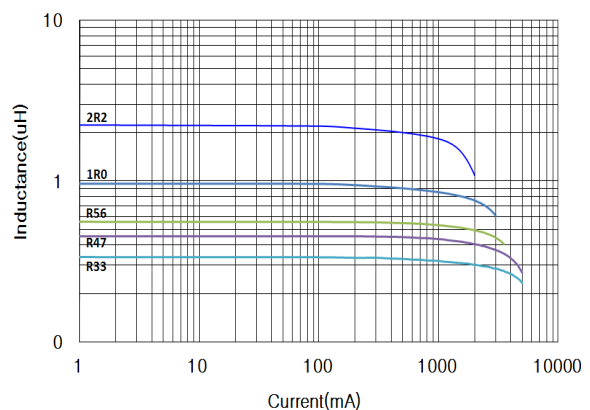
※ Test equipment: Agilent :E4991A+16092A

CHARACTERISTIC DATA

1) Frequency characteristics (Typ.)



2) DC Bias characteristics (Typ.)



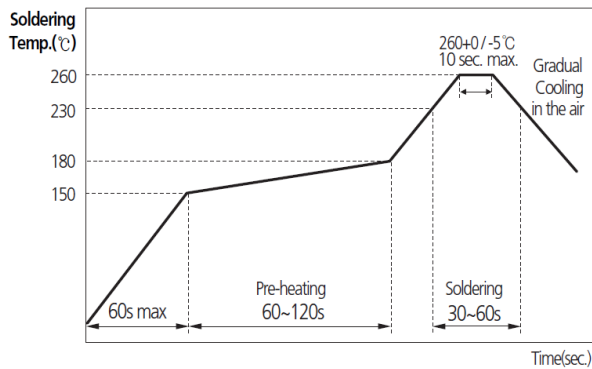
PRODUCT IDENTIFICATION

CI G 22 E 1R0 M A E
(1) (2) (3) (4) (5) (6) (7) (8)

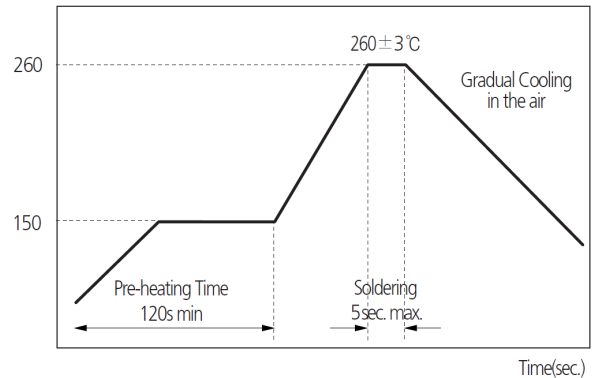
- (1) Chip Inductor
- (2) Power Inductor
- (3) Dimension
- (4) Product Series (E:High Current Type)
- (5) Inductance (1R0:1.0uH)
- (6) Tolerance (M:±20%)
- (7) Thickness option(N:Standard, A:Thinner than standard, B:Thicker than standard)
- (8) Packaging(C:paper tape, E:embossed tape)

RECOMMENDED SOLDERING CONDITION

REFLOW SOLDERING



FLOW SOLDERING



PACKAGING

Packaging Style	Quantity(pcs/reel)
Embossed Taping	3,000pcs

Any data in this sheet are subject to change, modify or discontinue without notice. The data sheets include the typical data for design reference only. If there is any question regarding the data sheets, please contact our sales personnel or application engineers.